

Visual Cooking



Hotels & Restaurants
Institutions



Fresh ideas in foodservice equipment



Visual Cooking

Visual Cooking combi ovens

For more than 30 years, **BKI** has been developing and manufacturing high-quality combi ovens. Ovens in which design, functionality and flexibility have absolute priority. Ovens which every day efficiently prepare tasty food and provide you with a wide variety of applications. The result is Visual Cooking.

The unique design of the Visual Cooking ovens puts emphasis on the delicious products being prepared in the oven. Visual Cooking represents a strong oven programme with models, sizes and functions which precisely suit your kitchen and your needs.

Unique design and functionality

Based on the well-known Scandinavian design traditions, Visual Cooking combines user-friendliness with elegant details. The smooth surfaces and advanced technology ensure you a productive oven in which design, functionality and quality form a synthesis.



Unique design and functionality
Superior quality inside out
Wide range of sizes
Customised solutions

*"At **BKI** we focus on your needs for efficient and safe preparation of all kinds of food. We manufacture the most flexible ovens on the market offering optimum results and reliability in operation".*

Superior quality inside out

Visual Cooking is made exclusively of quality materials at the **BKI** production facilities in Randers, Denmark. From the smooth stainless steel surfaces to the long-lasting components inside the oven. Elaborate quality testing of each oven which leaves the factory and the exclusive choice of materials are your assurance of a robust and reliable combi oven with a long service life.



Freedom of choice

BKI offers ovens for any requirement. We take great pride in developing oven solutions that give you freedom of choice. Visual Cooking spans the widest range of ovens in the commercial cooking equipment industry. As a result, we are always ready to offer you an oven solution that matches your kitchen. Add to this, our vast selection of accessories. The choice is yours.

Wide range of sizes

As the only oven manufacturer, **BKI** offers combi ovens in as many as 9 different sizes. You choose between capacities of 6 to 40 trays, and therefore you will always get an oven solution that exactly meets your requirements. No more, no less.

Customised solutions

On the basis of expert guidance, practical innovations and an extensive range of ovens and accessories, we customise oven solutions to meet your needs. Solutions that enable optimum positioning and utilisation in your kitchen. Which oven solution do you prefer?



Return on investment

Visual Cooking is a long-term investment. The choice of quality materials and the continuous product development are your assurance of a reliable oven with a long service life, high efficiency and low energy consumption.

The user-friendly operation of the combi oven coupled with its high productivity and versatility ensure optimum utilisation of your raw products and reduced shrinkage. You save time as well as money.



Food for one or for many

Hotels, restaurants and cafés use Visual Cooking to meet the expectations of their guests for extraordinary and delicious food served within a short time. Visual Cooking has been created with the intention of easing the workday for chefs and their staff whether the party consists of one guest or 2,000.

In the open kitchen, the unique design of the Visual Cooking oven draws attention to the delicious quality products being prepared.

Perfect results

The many functions of the combi oven increase efficiency and ensure a perfect result. Every time. Because of the gentle preparation, the raw products are utilised to the full, shrinkage is reduced and the preparation time is often shortened. Visual Cooking offers you easy preparation, perfect taste and juiciness as well as better earnings due to satisfied guests generating an increase in turnover.

Hotels & Restaurants



Scope for creativity

Visual Cooking makes it easy to create your own courses and recipes. Whether you prefer to fine-adjust the pre-set standard programmes or compose your own recipes. With programmes, it is easy to always achieve uniform and delicious results.



Flexibility during the workday

Visual Cooking can be used for almost any kind of food preparation. This saves space in your kitchen and reduces the need to invest in additional equipment.

Depending on your kitchen and your needs, you choose between two Visual Cooking oven lines. The C line consists of all-round ovens that can steam and roast as well as bake. If, for instance, you cook mainly potatoes, rice and root crops, one of the K line ovens would perhaps be the better choice.

Flexible preparation

To achieve higher flexibility, you may avail yourself of long-time roasting when there is nobody in the kitchen – for instance, during the night. Long-time roasting of roast beefs, hams, etc. produces tender and juicy results, less shrinkage and offers the opportunity of utilising the capacity of the oven to the full. This saves you time as well as money.



"In our busy restaurant, it is important that we can always rely on our combi ovens. Visual Cooking meets all our requirements as to reliability in operation and gentle preparation" says Leif Mannerström, Owner and Executive Chef at Sjömagasinet, Sweden.

The reputable restaurant, Sjömagasinet, has one Michelin star.



Quick serving with a banquet system

For large dinner parties, the Visual Cooking banquet system helps you ensure quick serving and hot food for all your guests. The banquet system consists of a specially designed rack for plates, a trolley system for quick handling and an insulating thermal cover for keeping the food hot.



When serving many people

Companies, schools, nursing homes and hospitals successfully use Visual Cooking for the preparation of all kinds of food – from vegetables, potatoes, rice, meat and fish to bread and desserts. With a Visual Cooking oven, you have the possibility of cooking for many without compromising on the quality. The gentle preparation process ensures optimum taste and nutrition as well as reduced shrinkage during roasting.

A helping hand in the kitchen

It is easy to achieve delicious and uniform results with Visual Cooking. The user-friendly operation panel and the pre-set programmes make the use of Visual Cooking efficient and safe. Choose a programme, press start and Visual Cooking takes over.

You save time by also using the combi oven when there is no one in the kitchen. Long-time roasting of roast beefs, hams, etc. during the night produces tender and juicy results and less shrinkage. You utilise the capacity of the oven to the full and productivity is increased.

Institutions



High productivity

In a Visual Cooking oven, you may prepare different food products at the same time without the flavour of one product affecting that of the others. Furthermore, the various operating modes enable the production of large amounts of food in a short time. This way, you achieve high productivity and flexibility.



Numerous applications

With its numerous applications, Visual Cooking reduces the need to invest in additional equipment. Food that used to be cooked on cookers, in tilting frying pans or in pots can efficiently be cooked in a combi oven, saving you time and space.

Depending on your kitchen and your needs, you choose between two Visual Cooking oven lines. The C line consists of all-round ovens that can steam and roast as well as bake. If, for instance, you cook mainly potatoes, rice and root crops, one of the K line ovens would perhaps be the better choice.



System catering

Visual Cooking offers the possibility of system catering and the K line is the ideal choice for the central kitchen which handles the greater part of the production. If you use decentralised reheating of chilled food, ovens from the C line would be the obvious choice.

"Visual Cooking ensures us simple as well as reliable preparation of large amounts of hot food for our many wards" says Bodil Jessen, catering officer at the Regional Hospital of Viborg, Denmark.

The Regional Hospital of Viborg has 15 combi ovens and prepares food for more than 1,000 people every day.



Efficient handling with trolleys

With a Visual Cooking trolley system, you achieve efficient handling when preparing food for many people. HOUNØ offers a wide variety of roll-in trolleys and trolleys for cassette racks to ease the work process in your kitchen and increase productivity. Trolleys for racks ensure correct ergonomics when you load and unload the oven.



Freedom of choice

First, choose the combi oven from the Visual Cooking C or K line which exactly matches your kitchen. The C line consists of all-round ovens that can roast, bake and steam by means of injection steam. If you have a large steaming requirement, we recommend a combi oven from the K line which, in addition to injection steam, is equipped with a steam generator.

Then choose between as many as 9 oven sizes according to your capacity requirements. Finally, you choose between two levels of equipment to find the oven that best fulfils your wishes in terms of features and functions.

Standard models

The standard models of the Visual Cooking range are the C and K ovens which are both equipped with a user-friendly digital display with a turn switch. Furthermore, they hold 10 programs - each with up to 3 process steps - timer function and a semi-automatic cleaning system. Additional extras such as a fully automatic cleaning system help you create the oven solution which best matches your kitchen.

Top models

The top models are the CPE and KPE ovens, which have an easy-to-read and easy-to-operate pushbutton panel and a crystal clear TFT display. The CPE and the KPE hold 200 programmes each with up to 10 process steps, offering the user optimum possibilities for correct preparation. Moreover, these ovens are equipped with advantageous functions such as automatic humidity control, fully automatic cleaning system, hand shower, Delta-T and Cook & Hold.

Equipment

Depending on which model you choose, different equipment and functions are included. See pp. 14 – 15 for a complete survey of standard equipment and optional extras.



Flexibility with CombiPlus®

With CombiPlus, you get variable capacity, easy cleaning and good economy. The CombiPlus solution consists of two ovens built together and you can combine all ovens with a capacity of 6, 8 and 10 trays. However, we recommend a maximum capacity of 16 trays on account of the working height.

A CombiPlus does not take up any more space than an ordinary oven, and you can save energy by turning off one of the ovens during off-peak periods. The two ovens have separate control panels and steam systems and therefore work independently of each other. It is thus possible to use different operating modes at the same time.

A CombiPlus is a modular construction and stackable so that if at some point in time you wish to increase the capacity in your kitchen, you can easily do so without taking up additional floor space.

Like the other Visual Cooking ovens, a CombiPlus has an easy-to-clean and hygienic design.



Efficiency with PassThrough

As a unique oven solution, **BKI** offers an oven with two doors – the so-called PassThrough oven. The two oven doors form a sharp separation between the products to be cooked and the finished products, thus preventing cross contamination – when you handle poultry, for instance.

By placing the PassThrough oven in the open kitchen and having the chef prepare the food right in front of the guests, you create attention and, as it turns out, increased turnover.



Save time with Visual Cooking

If you place the PassThrough oven between the kitchen and the serving area, the oven can be loaded from the kitchen side and unloaded from the opposite side when the products are ready. This improves the logistics in your kitchen considerably and you save time as well as money.

Operating modes

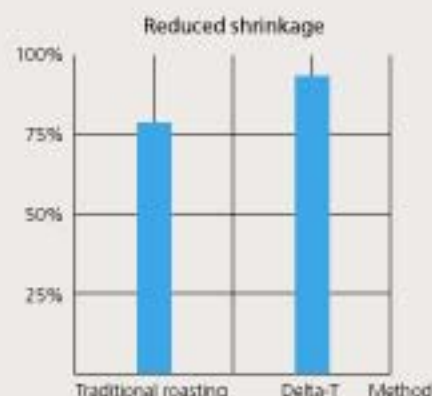
Food products are different and therefore they require individual preparation. The many operating modes which Visual Cooking features make it easy to achieve delicious results and good economy. For a complete survey of operating modes, see p. 14.

Automatic humidity control with ClimaOptima®

Braised products with a crispy surface, juicy meat products and perfect bread are just a few of the results you achieve by using the automatic humidity control, ClimaOptima. The programme sees to it that the desired humidity level in the oven chamber is kept constant and ensures high-quality products.

Juicy results with Delta-T and Cook & Hold

The use of one or two core temperature probes guarantees you the desired core temperature during the preparation process. Delta-T controls the oven temperature on the basis of the core temperature. This results in the most gentle preparation of the meat and reduces shrinkage by 14%. Cook & Hold makes it possible to retain the consistency of the meat, even after the preparation process is over.



Programmes

With room for as many as 200 programmes, Visual Cooking offers you ample opportunity to use many different recipes. You are able to compose recipes that match your kitchen precisely. Using the pre-set programmes, you only have to press one button and the preparation process starts. User-friendly and time-saving.

If you opt for CombiNet®, you can easily enter programmes and copy them for other ovens. CombiNet also features remote operation of all functions. Read more about CombiNet at www.houno.com.



Controlling quality

If you need to be able to document the preparation process, you may opt for the HACCP control mode. HACCP automatically collects and saves data on production time and duration, production temperature and core temperature.

Return on investment

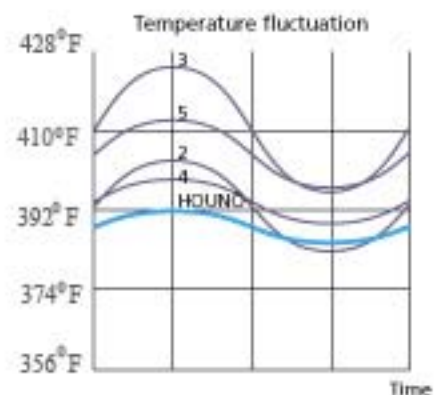
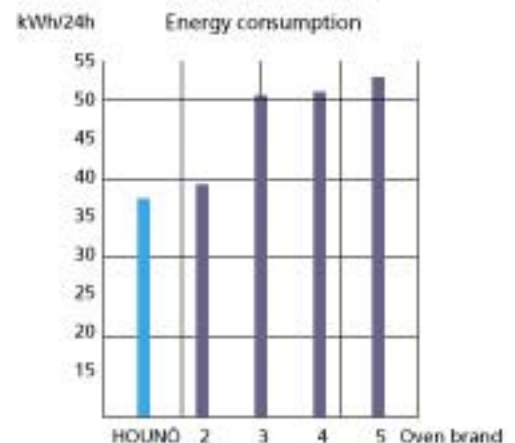
Visual Cooking is a long-term investment. The choice of quality materials is your assurance of a reliable oven with a long service life. Visual Cooking is therefore an investment with a long depreciation period.

Documented energy savings

The unique design of the oven, the double-glazed oven door and the extra thick insulation of the oven chamber ensure minimum loss of heat and an always correct oven temperature. You save energy and money every single day.

Tests performed at the independent Technological Institute of Denmark document that Visual Cooking uses up to 30% less kWh compared to comparable combi ovens from leading competitors. By choosing Visual Cooking, you achieve considerable savings and reduce the environmental impact.

In addition, tests show that measured against the combi ovens of our four largest competitors, Visual Cooking boasts the smallest temperature fluctuation. A fluctuation of only 40°F at 392°F ensures Visual Cooking the highest level of accuracy, and the result is perfectly prepared dishes.



CombiWash®


With the fully automatic cleaning system CombiWash, you save time as well as money, because CombiWash has a low consumption of energy and detergents. Use CombiWash at the end of every workday. According to requirement, you choose between four cleaning programmes, and CombiWash ensures a spotless oven chamber with no residues of soap. As the cleaning takes place in a closed circuit, you avoid direct contact with chemicals.

**Automatic doorstop**

The door hinges have a stop function in positions 110° and 180°, which makes the loading and unloading of products easier and improves your safety while you work.

Ventilated double-glass

The ventilated double-glass in the oven door ensures that the temperature on the outside of the oven door remains below 149° F

**Runners with stops**

All runners have a special stop function at the end to ensure that the trays are placed correctly in the oven.

Integrated drip tray

The integrated drip tray minimises the risk of slippery floors, as it effectively intercepts condensed moisture from the oven and leads it into the drain.

**Two-step safety handle**

The large and easily operated handle opens the door in two steps. Upon opening, the fan motor is automatically disconnected.

Optional door hinging

All ovens are available with a left-hand or right-hand hinged door at no extra cost. A left-hand hinged door is standard, but the door is subsequently reversible.

**Detachable door sealing**


The door seal is detachable and therefore easy to clean. The seal can be exchanged without the use of tools, saving you the costs of a service engineer.

Easy access from the front

The service engineer has easy access to the components inside the oven, as the front panel can be lifted off with a minimum of effort.



Model sizes

SIZE	1.06	1.08	1.10	1.12	1.16	1.20	2.10	2.14	2.20*
									
CAPACITY									
Tray size	12x20 or 13x18	12x20 or 13x18	12x20 or 13x18	12x20 or 13x18	12x20 or 13x18	12x20 or 13x18	12x20 or 18x26	12x20 or 18x26	12x20 or 18x26
number of runners, 2.56"	6	8	10	12	16	20	10 (20)	14 (28)	20 (40)
number of runners, 3.35"	5	7**	8	10**	12	15	8 (16)	11 (22)	15 (30)
Portons	90	120	150	180	240	300	300	420	600
Potatoes	55 lbs	70 lbs	90 lbs	110 lbs	140 lbs	175 lbs	175 lbs	250 lbs	350 lbs
Rice	13 lbs	18 lbs	22 lbs	27 lbs	35 lbs	44 lbs	44 lbs	62 lbs	88 lbs
Vegetables	33 lbs	44 lbs	55 lbs	66 lbs	88 lbs	110 lbs	110 lbs	155 lbs	220 lbs
Roasts	45 lbs	60 lbs	75 lbs	95 lbs	125 lbs	155 lbs	155 lbs	275 lbs	310 lbs
Chickens, 2 lbs									
Rolls	Pcs per 13"x18" Sheet Pan: 15 each								
SPECIFICATIONS									
Voltage***	208v, 60 hz, 3 ph								
Wattage	9 kw	18 kw	18 kw	18 kw	28 kw	36 kw	27 kw	27 kw	
Current	25 A	50 A	50 A	78 A	100 A	75 A	75 A		
Water connection	3/4" outside								
Drain	1/2" outside								
Temperature range	86-482° F (preheating up to 572° F)								
DIMENSIONS + WEIGHT									
Width	35.5	35.5	35.5		35.5	35.5	44.3	44.3	44.3
Height - table model	31.5	36.5	41.5	46.7					
Height with stand	58.9	58.9	58.9	58.9	62.8	73	59	59	73
Depth (excl. handle)	32.3	32.3	32.3	32.3	32.3	32.3	37.2	37.2	37.2
Weight	231	253	286	308	374	418	370	418	462

* 2.20 will be released during 2008. ** Cassette rack: One runner less. *** available with other voltage

Visual Cooking on the Internet

Find inspiration and documentation at www.houono.com:

- Brochures and product sheets
- Product descriptions
- Dimensional sketches
- User DVD and manuals
- Try hands-on programming of an oven
- Recipes for cooking in a Visual Cooking oven



MODELS

C CPE K KPE

Model sizes:

1/1 GN: 1.06, 1.08, 1.10, 1.12, 1.16, 1.20 and 1.20 roll-in

2/1 GN: 2.10, 2.14 and 2.20 roll-in

Operation panels:

Panel with turn switch and digital display

Touchpanel with soft keys and TFT display

Various languages

Programming capacity:

10 programs each holding up to 3 process steps

200 programs each holding up to 10 process steps

Steam systems:

Steam generator and injection steam

Injection steam

Operating modes:

Hot air

Steaming with steam generator

Steaming with injection steam 86-482° F

Low-temperature steaming 212° F

Forced steaming 212° F

Combi steaming in 2 steps 86-212° F

ClimaOptima®, automatic humidity control 248° F

Regenerating 86-482° F

Proving 86-482° F

Delta-T 86-356° F

Cook & Hold 86-104° F

Additional functions:

Preheating

Manual cooling function 86-572° F

Automatic cooling function

Manual humidity pulsing

Reversing fan

Multistep fan 9 steps

Control of motor for extraction hood

Core temperature probe:

Multipoint core temperature probe - no. 1

Multipoint core temperature probe - no. 2

Timer function:

Timer - current time and date

Timer function

Information systems:

HACCP

Service diagnosis

Scale detection

Consumption counters

Testing and adjusting functions

MODELS

	C	CPE	K	KPE
PC, network and Internet connection:				
USB		•		•
CombiNet® holding five functions:		o		o
• Monitoring and operating oven by remote control				
• Recipe management				
• HACCP				
• Service diagnosis				
• Software updating				
Cleaning:				
CombiWash®, fully automatic cleaning system	o	•	o	•
Semi-automatic cleaning system	•		•	
Hand shower	o	•	o	•
Removable rack	•	•	•	•
Easy-to-clean design	•	•	•	•
Racks:				
2-piece rack - model size 1.06 - 1.12	•	•	•	•
Cassette rack - model size 1.06 - 1.12	o	o	o	o
Cassette rack - model size 1.16, 1.20, 2.10 and 2.14	•	•	•	•
Roll-in trolley - model size 1.20 roll-in and 2.20 roll-in	•	•	•	•
Rack for sheet size 400 x 600 mm	o*	o*	o*	o*
Safety details:				
2-step safety handle	•	•	•	•
Automatic disconnection of fan motor when door opens	•	•	•	•
Ventilated, heat-reflecting glass in oven door	•	•	•	•
Door hinging with locking positions at 110° and 180°	•	•	•	•
Integrated drip-tray system	•	•	•	•
Automatic flushing of steam generator			•	•
Indication of water shortage in steam generator			•	•
Thermoswitch	•	•	•	•
Additional product features:				
Optional door hinging - LH hinging is standard	•	•	•	•
Detachable door sealing	•	•	•	•
Rounded corners in oven chamber	•	•	•	•
Halogen light in oven chamber	•	•	•	•
Service access from the front	•	•	•	•
Stainless steel cabinet in CNS 1.4301	•	•	•	•
Double water connection possible	•	•	•	•
Adjustable feet	•	•	•	•
Approvals:				
CE	•	•	•	•
UL / CUL	•	•	•	•
GOST / GOST-R	o*	o*	o*	o*
NSF	o*	o*	o*	o*
IP X5	•	•	•	•
Special versions:				
CombiPlus® - 2 ovens stacked*	o	o	o	o
PassThrough - oven with door at the front and at the rear**	o	o	o	o
Fat separation system***	o	o	o	o
Various voltages	o	o	o	o
Marine solution	o	o	o	o

• Standard o Optional extra o* Optional extra without additional costs

* Available in oven size 1.06+1.06, 1.06+1.08, 1.06+1.10 and 1.08+1.08

** Available in oven size 1.06, 1.10, 1.16 and 1.20

*** Available in oven size 1.06, 1.10, 1.16 and 1.20



Visual Cooking



Meeting your needs – worldwide

BKI / BevLes
2812 Grandview Drive
Simpsonville, SC 29680
864-963-3471
1-800-927-6887
fax;864-963-5316
www.bkideas.com